

WORKSHEET OUTPOST | Grade 1 Math — Supported

Extra practice: order three numbers

OW-G1-124 E1 | Five questions

Success criteria
I can compare two numbers by looking at their place values.

Name: _____ Date: _____

Listen as an adult reads each question. Use counters or draw a picture to solve it.

1. Order from least to greatest:
26, 18, 21

2. Order from least to greatest:
37, 29, 32

3. Order from least to greatest:
48, 40, 43

4. Order from least to greatest:
59, 51, 54

5. Order from least to greatest:
66, 58, 61

You can point, speak, draw, or write. Adults can note any help they give.



WORKSHEET OUTPOST | Grade 1 Math — Supported

Extra practice: order three numbers

OW-G1-124 E2 | Five questions

Success criteria
I can compare two numbers by looking at their place values.

Name: _____ Date: _____

Work with a partner. Build a model, then say or write your answer.

1. Order from least to greatest:
26, 18, 21

2. Order from least to greatest:
37, 29, 32

3. Order from least to greatest:
48, 40, 43

4. Order from least to greatest:
59, 51, 54

5. Order from least to greatest:
66, 58, 61

You can point, speak, draw, or write. Adults can note any help they give.



WORKSHEET OUTPOST | Grade 1 Math — Supported

Extra practice: order three numbers

OW-G1-124 E3 | Five questions

Success criteria
I can compare two numbers by looking at their place values.

Name: _____ Date: _____

Work with a helper. Use objects, a number line, or a drawing to solve each problem.

1. Order from least to greatest:
26, 18, 21

2. Order from least to greatest:
37, 29, 32

3. Order from least to greatest:
48, 40, 43

4. Order from least to greatest:
59, 51, 54

5. Order from least to greatest:
66, 58, 61

You can point, speak, draw, or write. Adults can note any help they give.



WORKSHEET OUTPOST | Grade 1 Math — Supported

Extra practice: order three numbers

OW-G1-124 E4 | Five questions

Success criteria
I can compare two numbers by looking at their place values.

Name: _____ Date: _____

Ask an adult to show you how to start. Then finish the problem together.

1. Order from least to greatest:
26, 18, 21

2. Order from least to greatest:
37, 29, 32

3. Order from least to greatest:
48, 40, 43

4. Order from least to greatest:
59, 51, 54

5. Order from least to greatest:
66, 58, 61

You can point, speak, draw, or write. Adults can note any help they give.



WORKSHEET OUTPOST | Grade 1 Math — Supported

Extra practice: order three numbers

OW-G1-124 E5 | Five questions

Success criteria
I can compare two numbers by looking at their place values.

Name: _____ Date: _____

Try each problem. Tell an adult how you solved it. The adult can write down your answers.

1. Order from least to greatest:
26, 18, 21

2. Order from least to greatest:
37, 29, 32

3. Order from least to greatest:
48, 40, 43

4. Order from least to greatest:
59, 51, 54

5. Order from least to greatest:
66, 58, 61

You can point, speak, draw, or write. Adults can note any help they give.