


**WORKSHEET OUTPOST | Grade 1 Math — Supported**

# Extra practice: add ten to a number

OW-G1-017 E1 | Five questions

**Success criteria**
I can add two numbers using tens and ones.

Name: _____ Date: _____

Listen as an adult reads each question. Use counters or draw a picture to solve it.

1. 20 + 10 = ____
Draw tens and ones to show your work.

2. 31 + 10 = ____
Draw tens and ones to show your work.

3. 42 + 10 = ____
Draw tens and ones to show your work.

4. 53 + 10 = ____
Draw tens and ones to show your work.

5. 64 + 10 = ____
Draw tens and ones to show your work.

You can point, speak, draw, or write. Adults can note any help they give.




**WORKSHEET OUTPOST | Grade 1 Math — Supported**

# Extra practice: add ten to a number

OW-G1-017 E2 | Five questions

**Success criteria**
I can add two numbers using tens and ones.

Name: _____ Date: _____

Work with a partner. Build a model, then say or write your answer.

1. 20 + 10 = ____
Draw tens and ones to show your work.

2. 31 + 10 = ____
Draw tens and ones to show your work.

3. 42 + 10 = ____
Draw tens and ones to show your work.

4. 53 + 10 = ____
Draw tens and ones to show your work.

5. 64 + 10 = ____
Draw tens and ones to show your work.

You can point, speak, draw, or write. Adults can note any help they give.




**WORKSHEET OUTPOST | Grade 1 Math — Supported**

# Extra practice: add ten to a number

OW-G1-017 E3 | Five questions

**Success criteria**
I can add two numbers using tens and ones.

Name: _____ Date: _____

Work with a helper. Use objects, a number line, or a drawing to solve each problem.

1. 20 + 10 = ____
Draw tens and ones to show your work.

2. 31 + 10 = ____
Draw tens and ones to show your work.

3. 42 + 10 = ____
Draw tens and ones to show your work.

4. 53 + 10 = ____
Draw tens and ones to show your work.

5. 64 + 10 = ____
Draw tens and ones to show your work.

You can point, speak, draw, or write. Adults can note any help they give.




**WORKSHEET OUTPOST | Grade 1 Math — Supported**

# Extra practice: add ten to a number

OW-G1-017 E4 | Five questions

**Success criteria**
I can add two numbers using tens and ones.

Name: _____ Date: _____

Ask an adult to show you how to start. Then finish the problem together.

1. 20 + 10 = ____
Draw tens and ones to show your work.

2. 31 + 10 = ____
Draw tens and ones to show your work.

3. 42 + 10 = ____
Draw tens and ones to show your work.

4. 53 + 10 = ____
Draw tens and ones to show your work.

5. 64 + 10 = ____
Draw tens and ones to show your work.

You can point, speak, draw, or write. Adults can note any help they give.




**WORKSHEET OUTPOST | Grade 1 Math — Supported**

# Extra practice: add ten to a number

OW-G1-017 E5 | Five questions

**Success criteria**
I can add two numbers using tens and ones.

Name: _____ Date: _____

Try each problem. Tell an adult how you solved it. The adult can write down your answers.

1. 20 + 10 = ____
Draw tens and ones to show your work.

2. 31 + 10 = ____
Draw tens and ones to show your work.

3. 42 + 10 = ____
Draw tens and ones to show your work.

4. 53 + 10 = ____
Draw tens and ones to show your work.

5. 64 + 10 = ____
Draw tens and ones to show your work.

You can point, speak, draw, or write. Adults can note any help they give.