

WORKSHEET OUTPOST | Grade 1 Math — Supported

Extra practice: take away tens

Success criteria
I can subtract tens and explain how the number changes.

OW-G1-177 E1 | Five questions

Name: _____ Date: _____

Listen as an adult reads each question. Use counters or draw a picture to solve it.

1. 20 - 10 = ____
Draw tens and ones to show your work.

2. 30 - 10 = ____
Draw tens and ones to show your work.

3. 40 - 10 = ____
Draw tens and ones to show your work.

4. 50 - 10 = ____
Draw tens and ones to show your work.

5. 60 - 10 = ____
Draw tens and ones to show your work.

You can point, speak, draw, or write. Adults can note any help they give.



WORKSHEET OUTPOST | Grade 1 Math — Supported

Extra practice: take away tens

Success criteria
I can subtract tens and explain how the number changes.

OW-G1-177 E2 | Five questions

Name: _____ Date: _____

Work with a partner. Build a model, then say or write your answer.

1. 20 - 10 = ____
Draw tens and ones to show your work.

2. 30 - 10 = ____
Draw tens and ones to show your work.

3. 40 - 10 = ____
Draw tens and ones to show your work.

4. 50 - 10 = ____
Draw tens and ones to show your work.

5. 60 - 10 = ____
Draw tens and ones to show your work.

You can point, speak, draw, or write. Adults can note any help they give.



WORKSHEET OUTPOST | Grade 1 Math — Supported

Extra practice: take away tens

Success criteria
I can subtract tens and explain how the number changes.

OW-G1-177 E3 | Five questions

Name: _____ Date: _____

Work with a helper. Use objects, a number line, or a drawing to solve each problem.

1. 20 - 10 = ____
Draw tens and ones to show your work.

2. 30 - 10 = ____
Draw tens and ones to show your work.

3. 40 - 10 = ____
Draw tens and ones to show your work.

4. 50 - 10 = ____
Draw tens and ones to show your work.

5. 60 - 10 = ____
Draw tens and ones to show your work.

You can point, speak, draw, or write. Adults can note any help they give.



WORKSHEET OUTPOST | Grade 1 Math — Supported

Extra practice: take away tens

Success criteria
I can subtract tens and explain how the number changes.

OW-G1-177 E4 | Five questions

Name: _____ Date: _____

Ask an adult to show you how to start. Then finish the problem together.

1. 20 - 10 = ____
Draw tens and ones to show your work.

2. 30 - 10 = ____
Draw tens and ones to show your work.

3. 40 - 10 = ____
Draw tens and ones to show your work.

4. 50 - 10 = ____
Draw tens and ones to show your work.

5. 60 - 10 = ____
Draw tens and ones to show your work.

You can point, speak, draw, or write. Adults can note any help they give.



WORKSHEET OUTPOST | Grade 1 Math — Supported

Extra practice: take away tens

Success criteria
I can subtract tens and explain how the number changes.

OW-G1-177 E5 | Five questions

Name: _____ Date: _____

Try each problem. Tell an adult how you solved it. The adult can write down your answers.

1. 20 - 10 = ____
Draw tens and ones to show your work.

2. 30 - 10 = ____
Draw tens and ones to show your work.

3. 40 - 10 = ____
Draw tens and ones to show your work.

4. 50 - 10 = ____
Draw tens and ones to show your work.

5. 60 - 10 = ____
Draw tens and ones to show your work.

You can point, speak, draw, or write. Adults can note any help they give.