

WORKSHEET OUTPOST | Grade 1 Math — Supported

Extra practice: measure and reason

OW-G1-110 E1 | Five questions

Name: _____ Date: _____

Success criteria

I can use the length units shown to measure and compare the strips.

Listen as an adult reads each question. Use counters or draw a picture to solve it.

1. A new strip is 2 units shorter than strip B. How long is the new strip?

A □□

B □□□□

2. A new strip is 2 units shorter than strip B. How long is the new strip?

A □□□

B □□□□□

3. A new strip is 2 units shorter than strip B. How long is the new strip?

A □□□□

B □□□□□□

4. A new strip is 2 units shorter than strip B. How long is the new strip?

A □□□□□

B □□□□□□□

5. A new strip is 2 units shorter than strip B. How long is the new strip?

A □□□□□□

B □□□□□□□□

You can point, speak, draw, or write. Adults can note any help they give.



WORKSHEET OUTPOST | Grade 1 Math — Supported

Extra practice: measure and reason

OW-G1-110 E2 | Five questions

Name: _____ Date: _____

Success criteria

I can use the length units shown to measure and compare the strips.

Work with a partner. Build a model, then say or write your answer.

1. A new strip is 2 units shorter than strip B. How long is the new strip?

   A □□
   B □□□□

2. A new strip is 2 units shorter than strip B. How long is the new strip?

   A □□□
   B □□□□□

3. A new strip is 2 units shorter than strip B. How long is the new strip?

   A □□□□
   B □□□□□□

4. A new strip is 2 units shorter than strip B. How long is the new strip?

   A □□□□□
   B □□□□□□□

5. A new strip is 2 units shorter than strip B. How long is the new strip?

   A □□□□□□
   B □□□□□□□□

You can point, speak, draw, or write. Adults can note any help they give.



WORKSHEET OUTPOST | Grade 1 Math — Supported

Extra practice: measure and reason

OW-G1-110 E3 | Five questions

Success criteria

I can use the length units shown to measure and compare the strips.

Name: _____ Date: _____

Work with a helper. Use objects, a number line, or a drawing to solve each problem.

1. A new strip is 2 units shorter than strip B. How long is the new strip?

A □□

B □□□□

2. A new strip is 2 units shorter than strip B. How long is the new strip?

A □□□

B □□□□□

3. A new strip is 2 units shorter than strip B. How long is the new strip?

A □□□□

B □□□□□□

4. A new strip is 2 units shorter than strip B. How long is the new strip?

A □□□□□

B □□□□□□□

5. A new strip is 2 units shorter than strip B. How long is the new strip?

A □□□□□□

B □□□□□□□□

You can point, speak, draw, or write. Adults can note any help they give.



WORKSHEET OUTPOST | Grade 1 Math — Supported

Extra practice: measure and reason

OW-G1-110 E4 | Five questions

Name: _____ Date: _____

Success criteria

I can use the length units shown to measure and compare the strips.

Ask an adult to show you how to start. Then finish the problem together.

1. A new strip is 2 units shorter than strip B. How long is the new strip?

A □□
B □□□□

2. A new strip is 2 units shorter than strip B. How long is the new strip?

A □□□
B □□□□□

3. A new strip is 2 units shorter than strip B. How long is the new strip?

A □□□□
B □□□□□□

4. A new strip is 2 units shorter than strip B. How long is the new strip?

A □□□□□
B □□□□□□□

5. A new strip is 2 units shorter than strip B. How long is the new strip?

A □□□□□□
B □□□□□□□□

You can point, speak, draw, or write. Adults can note any help they give.



WORKSHEET OUTPOST | Grade 1 Math — Supported

Extra practice: measure and reason

OW-G1-110 E5 | Five questions

Name: _____ Date: _____

Success criteria

I can use the length units shown to measure and compare the strips.

Try each problem. Tell an adult how you solved it. The adult can write down your answers.

1. A new strip is 2 units shorter than strip B. How long is the new strip?

   A ☐☐
   B ☐☐☐☐

2. A new strip is 2 units shorter than strip B. How long is the new strip?

   A ☐☐☐
   B ☐☐☐☐☐

3. A new strip is 2 units shorter than strip B. How long is the new strip?

   A ☐☐☐☐
   B ☐☐☐☐☐☐

4. A new strip is 2 units shorter than strip B. How long is the new strip?

   A ☐☐☐☐☐
   B ☐☐☐☐☐☐☐

5. A new strip is 2 units shorter than strip B. How long is the new strip?

   A ☐☐☐☐☐☐
   B ☐☐☐☐☐☐☐☐

You can point, speak, draw, or write. Adults can note any help they give.