

WORKSHEET OUTPOST | Grade 1 Math — Supported

Extra practice: name flat shapes

OW-G1-148 E1 | Five questions

Success criteria
I can name a shape even when it is turned or a different size.

Name: _____ Date: _____

Listen as an adult reads each question. Use counters or draw a picture to solve it.

1. Name this flat shape.



2. Name this flat shape.



3. Name this flat shape.



4. Name this flat shape.



5. Name this flat shape.



You can point, speak, draw, or write. Adults can note any help they give.



WORKSHEET OUTPOST | Grade 1 Math — Supported

Extra practice: name flat shapes

OW-G1-148 E2 | Five questions

Success criteria
I can name a shape even when it is turned or a different size.

Name: _____ Date: _____

Work with a partner. Build a model, then say or write your answer.

1. Name this flat shape.



2. Name this flat shape.



3. Name this flat shape.



4. Name this flat shape.



5. Name this flat shape.



You can point, speak, draw, or write. Adults can note any help they give.



WORKSHEET OUTPOST | Grade 1 Math — Supported

Extra practice: name flat shapes

OW-G1-148 E3 | Five questions

Success criteria
I can name a shape even when it is turned or a different size.

Name: _____ Date: _____

Work with a helper. Use objects, a number line, or a drawing to solve each problem.

1. Name this flat shape.



2. Name this flat shape.



3. Name this flat shape.



4. Name this flat shape.



5. Name this flat shape.



You can point, speak, draw, or write. Adults can note any help they give.



WORKSHEET OUTPOST | Grade 1 Math — Supported

Extra practice: name flat shapes

OW-G1-148 E4 | Five questions

Success criteria
I can name a shape even when it is turned or a different size.

Name: _____ Date: _____

Ask an adult to show you how to start. Then finish the problem together.

1. Name this flat shape.



2. Name this flat shape.



3. Name this flat shape.



4. Name this flat shape.



5. Name this flat shape.



You can point, speak, draw, or write. Adults can note any help they give.



WORKSHEET OUTPOST | Grade 1 Math — Supported

Extra practice: name flat shapes

OW-G1-148 E5 | Five questions

Success criteria
I can name a shape even when it is turned or a different size.

Name: _____ Date: _____

Try each problem. Tell an adult how you solved it. The adult can write down your answers.

1. Name this flat shape.



2. Name this flat shape.



3. Name this flat shape.



4. Name this flat shape.



5. Name this flat shape.



You can point, speak, draw, or write. Adults can note any help they give.