

WORKSHEET OUTPOST | Grade 1 Math — Supported

Extra practice: build with shapes

OW-G1-141 E1 | Five questions

Success criteria
I can put shapes together and name the shape I made.

Name: _____ Date: _____

Listen as an adult reads each question. Use counters or draw a picture to solve it.

1. Draw a square. Draw a line joining opposite corners. What two shapes did you make?

2. Draw two equal squares side by side, touching. What larger shape do they make?

3. Draw a square. Draw a line joining opposite corners. What two shapes did you make?

4. Draw two equal squares side by side, touching. What larger shape do they make?

5. Draw a square. Draw a line joining opposite corners. What two shapes did you make?

You can point, speak, draw, or write. Adults can note any help they give.



WORKSHEET OUTPOST | Grade 1 Math — Supported

Extra practice: build with shapes

OW-G1-141 E2 | Five questions

Success criteria
I can put shapes together and name the shape I made.

Name: _____ Date: _____

Work with a partner. Build a model, then say or write your answer.

1. Draw a square. Draw a line joining opposite corners. What two shapes did you make?

2. Draw two equal squares side by side, touching. What larger shape do they make?

3. Draw a square. Draw a line joining opposite corners. What two shapes did you make?

4. Draw two equal squares side by side, touching. What larger shape do they make?

5. Draw a square. Draw a line joining opposite corners. What two shapes did you make?

You can point, speak, draw, or write. Adults can note any help they give.



WORKSHEET OUTPOST | Grade 1 Math — Supported

Extra practice: build with shapes

OW-G1-141 E3 | Five questions

Success criteria
I can put shapes together and name the shape I made.

Name: _____ Date: _____

Work with a helper. Use objects, a number line, or a drawing to solve each problem.

1. Draw a square. Draw a line joining opposite corners. What two shapes did you make?

2. Draw two equal squares side by side, touching. What larger shape do they make?

3. Draw a square. Draw a line joining opposite corners. What two shapes did you make?

4. Draw two equal squares side by side, touching. What larger shape do they make?

5. Draw a square. Draw a line joining opposite corners. What two shapes did you make?

You can point, speak, draw, or write. Adults can note any help they give.



WORKSHEET OUTPOST | Grade 1 Math — Supported

Extra practice: build with shapes

OW-G1-141 E4 | Five questions

Success criteria
I can put shapes together and name the shape I made.

Name: _____ Date: _____

Ask an adult to show you how to start. Then finish the problem together.

1. Draw a square. Draw a line joining opposite corners. What two shapes did you make?

2. Draw two equal squares side by side, touching. What larger shape do they make?

3. Draw a square. Draw a line joining opposite corners. What two shapes did you make?

4. Draw two equal squares side by side, touching. What larger shape do they make?

5. Draw a square. Draw a line joining opposite corners. What two shapes did you make?

You can point, speak, draw, or write. Adults can note any help they give.



WORKSHEET OUTPOST | Grade 1 Math — Supported

Extra practice: build with shapes

OW-G1-141 E5 | Five questions

Success criteria
I can put shapes together and name the shape I made.

Name: _____ Date: _____

Try each problem. Tell an adult how you solved it. The adult can write down your answers.

1. Draw a square. Draw a line joining opposite corners. What two shapes did you make?

2. Draw two equal squares side by side, touching. What larger shape do they make?

3. Draw a square. Draw a line joining opposite corners. What two shapes did you make?

4. Draw two equal squares side by side, touching. What larger shape do they make?

5. Draw a square. Draw a line joining opposite corners. What two shapes did you make?

You can point, speak, draw, or write. Adults can note any help they give.