

WORKSHEET OUTPOST | Grade 1 Math — Supported

Extra practice: halves of rectangles

OW-G1-147 E1 | Five questions

Success criteria
I can divide a shape into equal parts and name each share.

Name: _____ Date: _____

Listen as an adult reads each question. Use counters or draw a picture to solve it.

1. Shade 1 of the 2 equal parts. Name the shaded share.



2. How many equal parts make up the whole?



3. Shade one part. How many parts stay unshaded?



4. Shade every part. Did you shade a whole?



5. Draw a star in one part. Is that part a half or a fourth?



You can point, speak, draw, or write. Adults can note any help they give.



WORKSHEET OUTPOST | Grade 1 Math — Supported

Extra practice: halves of rectangles

OW-G1-147 E2 | Five questions

Success criteria
I can divide a shape into equal parts and name each share.

Name: _____ Date: _____

Work with a partner. Build a model, then say or write your answer.

1. Shade 1 of the 2 equal parts. Name the shaded share.



2. How many equal parts make up the whole?



3. Shade one part. How many parts stay unshaded?



4. Shade every part. Did you shade a whole?



5. Draw a star in one part. Is that part a half or a fourth?



You can point, speak, draw, or write. Adults can note any help they give.



WORKSHEET OUTPOST | Grade 1 Math — Supported

Extra practice: halves of rectangles

OW-G1-147 E3 | Five questions

Success criteria
I can divide a shape into equal parts and name each share.

Name: _____ Date: _____

Work with a helper. Use objects, a number line, or a drawing to solve each problem.

1. Shade 1 of the 2 equal parts. Name the shaded share.



2. How many equal parts make up the whole?



3. Shade one part. How many parts stay unshaded?



4. Shade every part. Did you shade a whole?



5. Draw a star in one part. Is that part a half or a fourth?



You can point, speak, draw, or write. Adults can note any help they give.



WORKSHEET OUTPOST | Grade 1 Math — Supported

Extra practice: halves of rectangles

OW-G1-147 E4 | Five questions

Success criteria
I can divide a shape into equal parts and name each share.

Name: _____ Date: _____

Ask an adult to show you how to start. Then finish the problem together.

1. Shade 1 of the 2 equal parts. Name the shaded share.



2. How many equal parts make up the whole?



3. Shade one part. How many parts stay unshaded?



4. Shade every part. Did you shade a whole?



5. Draw a star in one part. Is that part a half or a fourth?



You can point, speak, draw, or write. Adults can note any help they give.



WORKSHEET OUTPOST | Grade 1 Math — Supported

Extra practice: halves of rectangles

OW-G1-147 E5 | Five questions

Success criteria
I can divide a shape into equal parts and name each share.

Name: _____ Date: _____

Try each problem. Tell an adult how you solved it. The adult can write down your answers.

1. Shade 1 of the 2 equal parts. Name the shaded share.



2. How many equal parts make up the whole?



3. Shade one part. How many parts stay unshaded?



4. Shade every part. Did you shade a whole?



5. Draw a star in one part. Is that part a half or a fourth?



You can point, speak, draw, or write. Adults can note any help they give.