

WORKSHEET OUTPOST | Grade 1 Math — Supported

Extra practice: compare equal shares

OW-G1-142 E1 | Five questions

Success criteria
I can divide a shape into equal parts and name each share.

Name: _____ Date: _____

Listen as an adult reads each question. Use counters or draw a picture to solve it.

1. The two wholes are the same size. Which shaded part is larger?

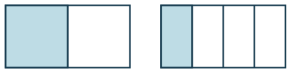

2. How many halves make one whole?

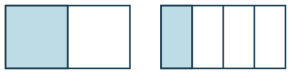

3. How many fourths make one whole?

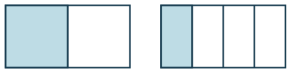

4. Which whole has more equal parts: left or right?

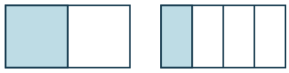

5. Which shaded share is smaller?

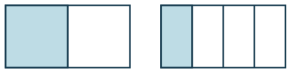

You can point, speak, draw, or write. Adults can note any help they give.



WORKSHEET OUTPOST | Grade 1 Math — Supported

Extra practice: compare equal shares

OW-G1-142 E2 | Five questions

Success criteria
I can divide a shape into equal parts and name each share.

Name: _____ Date: _____

Work with a partner. Build a model, then say or write your answer.

1. The two wholes are the same size. Which shaded part is larger?

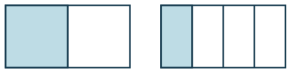

2. How many halves make one whole?

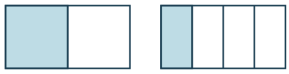

3. How many fourths make one whole?

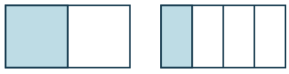

4. Which whole has more equal parts: left or right?

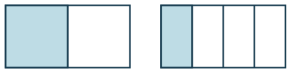

5. Which shaded share is smaller?

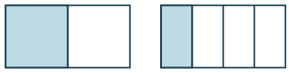

You can point, speak, draw, or write. Adults can note any help they give.



WORKSHEET OUTPOST | Grade 1 Math — Supported

Extra practice: compare equal shares

OW-G1-142 E3 | Five questions

Success criteria
I can divide a shape into equal parts and name each share.

Name: _____ Date: _____

Work with a helper. Use objects, a number line, or a drawing to solve each problem.

1. The two wholes are the same size. Which shaded part is larger?

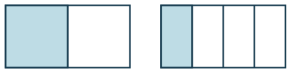

2. How many halves make one whole?

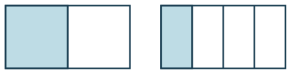

3. How many fourths make one whole?

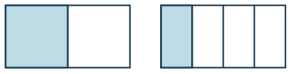

4. Which whole has more equal parts: left or right?

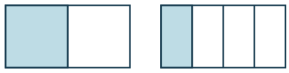

5. Which shaded share is smaller?

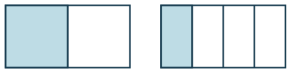

You can point, speak, draw, or write. Adults can note any help they give.



WORKSHEET OUTPOST | Grade 1 Math — Supported

Extra practice: compare equal shares

OW-G1-142 E4 | Five questions

Success criteria

I can divide a shape into equal parts and name each share.

Name: _____ Date: _____

Ask an adult to show you how to start. Then finish the problem together.

1. The two wholes are the same size. Which shaded part is larger?

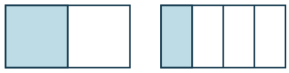

2. How many halves make one whole?

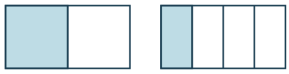

3. How many fourths make one whole?

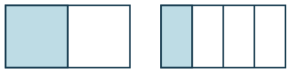

4. Which whole has more equal parts: left or right?

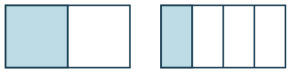

5. Which shaded share is smaller?

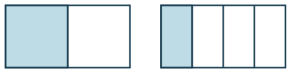

You can point, speak, draw, or write. Adults can note any help they give.



WORKSHEET OUTPOST | Grade 1 Math — Supported

Extra practice: compare equal shares

OW-G1-142 E5 | Five questions

Success criteria
I can divide a shape into equal parts and name each share.

Name: _____ Date: _____

Try each problem. Tell an adult how you solved it. The adult can write down your answers.

1. The two wholes are the same size. Which shaded part is larger?

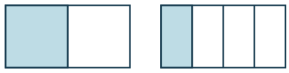

2. How many halves make one whole?

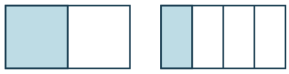

3. How many fourths make one whole?

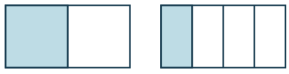

4. Which whole has more equal parts: left or right?

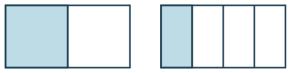

5. Which shaded share is smaller?

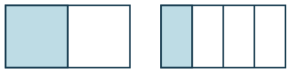

You can point, speak, draw, or write. Adults can note any help they give.